



MANNA
CHURCH



2024

FAMILY ACTIVITY KIT

CHRISTMAS




THE Christmas STORY

On one very ordinary day, God did something special. He sent an angel to talk to a young woman named Mary. The angel told Mary she was pregnant with God's son and He would bring help to all people through her child. At first, Mary was confused by the news. But God used angels to calm her fears and remind her that this was good news for everyone!



God has always had a plan to help the world heal from all the hurt people have. In fact, he promised he would send help! God's people waited for this help to arrive for hundreds of years... and then one day it did.



When it was almost time for the baby to be born, Mary and her husband Joseph went on a trip to their hometown, Bethlehem. When they arrived Mary knew the baby was coming soon. Joseph tried to find them a place to stay but everywhere was full. Their only option was to stay the night in a barn with the animals! That very night Jesus was born. Imagine that, the son of God born in a barn. What must the animals have thought?

In a field nearby, shepherds were taking care of their sheep. All of a sudden the night sky lit up and filled with angels singing. They were announcing the birth of the Messiah, the savior! At first, the shepherds were shocked, but they quickly realized that God's plan to help His people was finally happening—they were so excited! The great help of the world that they had been waiting for was finally here! Jesus was born and through his life EVERYTHING would change!

ADVENT Chain



Count down the days to Christmas in Scripture! The fun is in making the chain, the blessing is in reading God's word!

1

GENESIS 3:15

"And I will put enmity between you and the woman, and between your seed and her seed; He shall bruise your head, and you shall bruise His heel."

2

ISAIAH 7:14

"Therefore the Lord Himself will give you a sign: Behold, the virgin shall conceive and bear a Son, and shall call His name Immanuel."

3

ISAIAH 9:6

"For unto us a Child is born, unto us a Son is given; And the government will be upon His shoulder. And His name will be called Wonderful, Counselor, Mighty God, Everlasting Father, Prince of Peace."

4

ISAIAH 7:14

"Of the increase of His government and peace there will be no end, upon the throne of David and over His kingdom, to order it and establish it with judgment and justice from that time forward, even forever. The zeal of the LORD of hosts will perform this."

5

ISAIAH 11:1

"There shall come forth a rod from the stem of Jesse, and a branch shall grow out of his roots."

6

PSALM 106:1

"Behold, I send My messenger, and he will prepare the way before Me. And the Lord, whom you seek, will suddenly come to His temple, even the Messenger of the covenant, in whom you delight. Behold, He is coming," says the LORD of hosts."

7

LUKE 1:26-27

"Now in the sixth month the angel Gabriel was sent by God to a city of Galilee named Nazareth, to a virgin betrothed to a man whose name was Joseph, of the house of David. The virgin's name was Mary."

8

LUKE 1:28-29

'And having come in, the angel said to her, "Rejoice, highly favored one, the Lord is with you; blessed are you among women!" But when she saw him, she was troubled at his saying, and considered what manner of greeting this was.'

9

LUKE 1:30-31

"Then the angel said to her, "Do not be afraid, Mary, for you have found favor with God. And behold, you will conceive in your womb and bring forth a Son, and shall call His name JESUS."

10

LUKE 1:32-33

"He will be great, and will be called the Son of the Highest; and the Lord God will give Him the throne of His father David. And He will reign over the house of Jacob forever, and of His kingdom there will be no end."

11

LUKE 1:35, 37

'And the angel answered and said to her, "The Holy Spirit will come upon you, and the power of the Highest will overshadow you; therefore, also, that Holy One who is to be born will be called the Son of God. For with God nothing will be impossible.'"

12

LUKE 1:38

"Then Mary said, "Behold, I am the maidservant of the Lord! Let it be to me according to your word." And the angel departed from her.'

To make, cut along the dotted lines then loop each slip of paper through the next in order and staple or tape to close. Tear off and read one each day starting at #1!



13 *MATTHEW 1:18*
"Now the birth of Jesus Christ was as follows: After His mother Mary was betrothed to Joseph, before they came together, she was found with child of the Holy Spirit."

14 *MATTHEW 1:20*
"But while he thought about these things, behold, an angel of the Lord appeared to him in a dream, saying, "Joseph, son of David, do not be afraid to take to you Mary your wife, for that which is conceived in her is of the Holy Spirit."

15 *MATTHEW 1:21*
"And she will bring forth a Son, and you shall call His name JESUS, for He will save His people from their sins."

16 *MATTHEW 1:22-23*
"So all this was done that it might be fulfilled which was spoken by the Lord through the prophet, saying: "Behold, the virgin shall be with child, and bear a Son, and they shall call His name Immanuel," which is translated, "God with us."

17 *MATTHEW 1:24-25*
"Then Joseph, being aroused from sleep, did as the angel of the Lord commanded him and took to him his wife, and did not know her till she had brought forth her firstborn Son. And he called His name JESUS."

18 *LUKE 2:7*
"And she brought forth her firstborn Son, and wrapped Him in swaddling cloths, and laid Him in a manger, because there was no room for them in the inn."

19 *LUKE 2:8-9*
"Now there were in the same country shepherds living out in the fields, keeping watch over their flock by night. And behold, an angel of the Lord stood before them, and the glory of the Lord shone around them, and they were greatly afraid."

20 *LUKE 2:10-11*
"Then the angel said to them, "Do not be afraid, for behold, I bring you good tidings of great joy which will be to all people. For there is born to you this day in the city of David a Savior, who is Christ the Lord."

21 *LUKE 2:12-14*
"And this will be the sign to you: You will find a Babe wrapped in swaddling cloths, lying in a manger!" And suddenly there was with the angel a multitude of the heavenly host praising God and saying: "Glory to God in the highest, And on earth peace, goodwill toward men!"

22 *LUKE 2:15*
"So it was, when the angels had gone away from them into heaven, that the shepherds said to one another, "Let us now go to Bethlehem and see this thing that has come to pass, which the Lord has made known to us."

23 *LUKE 2:16-17*
"And they came with haste and found Mary and Joseph, and the Babe lying in a manger. Now when they had seen Him, they made widely known the saying which was told them concerning this Child."

24 *GALATIANS 4:4-5*
"But when the fullness of the time had come, God sent forth His Son, born of a woman, born under the law, to redeem those who were under the law, that we might receive the adoption as sons."

GIFTS FOR JESUS

How many of these **ACTS OF SERVICE** can your family do this season to stay focused on **JESUS**?

- ☆ Donate food to your local food pantry
- ☆ Smile at EVERYONE you see today
- ☆ Send a Christmas card to a missionary or a military service member
- ☆ Tell someone that Jesus loves them & invite them to church
- ☆ Make a meal for another family and deliver it to them
- ☆ Make a batch of Christmas cookies and give them to another family
- ☆ Keep candy canes in the car and hand them out to construction workers
- ☆ Pray before you wrap gifts, and give thanks to God for His gift of Jesus
- ☆ Go Christmas caroling in your neighborhood or a retirement center
- ☆ Shovel a neighbor's driveway or sidewalks
- ☆ Go to a food pantry and help sort or distribute food
- ☆ Donate food to an animal shelter
- ☆ Pick up trash at your local park or playground
- ☆ Bring your change to a Salvation Army bucket
- ☆ Leave a treat in your mailbox for your mail carrier
- ☆ Do a chore for someone in your family
- ☆ Donate a coat to your school for kids in need
- ☆ Learn to knit hats and bring to a shelter
- ☆ Read a Bible story to a younger sibling or friend
- ☆ Make a gift for an elderly person who lives alone
- ☆ Pay for the person behind you in the drive-thru
- ☆ Go the whole day without complaining
- ☆ Give someone a compliment today
- ☆ Send a Christmas card to your pastor
- ☆ Bring coffee to your teacher





My Christmas



WISH

A large rectangular area for writing, framed by a red dashed border. It contains 15 horizontal green lines for text entry.



Your kids will love making this sweet treat from Dinner at the Zoo! Getting the giggles is guaranteed when smashing up the candy canes!

This makes a perfect gift especially when including the *LEGEND OF THE CANDY CANE!*

PEPPERMINT BARK

- 12 ounces semisweet chocolate chips
- 16 ounces white chocolate chips or chopped white chocolate
- 1/2 teaspoon peppermint extract
- 3/4 cup crushed candy canes



- 1 Place the semisweet chocolate chips in a medium bowl and microwave for 30 second increments until melted. Stir until smooth.
- 2 Spread the chocolate into a roughly 9x13 rectangle on a piece of parchment paper. Place the chocolate in the fridge for 10 minutes to partially set. Do NOT go past 10 minutes in the fridge. The chocolate should be just set around the edges but still partially melted in the middle. If you let the semisweet layer harden completely, the white chocolate may not stick to it.
- 3 Place the white chocolate chips in a medium bowl and microwave for 30 second increments until melted. Add the peppermint extract and stir until smooth.
- 4 Spread the white chocolate over the semisweet chocolate layer. Top with candy canes. Let harden in the fridge for about 20 minutes or until the chocolate is completely set.
- 5 Remove from the fridge and let the bark sit at room temperature for about 20 minutes. Use a straight edge chef's knife to cut the bark into pieces by cutting straight down through the layers of the bark. *SERVE AND ENJOY.*



THE LEGEND OF THE CANDY CANE

This is a great story to help your kids remember JESUS all season long! It is also a great way to witness to our friends and neighbors. Bring a gift of peppermint bark or simple candy canes along with the following cut-out tied up with a ribbon and spread Christmas JOY through the gospel!



THE LEGEND OF THE CANDY CANE

Long ago, a candymaker created a treat to tell others about Christ! When you enjoy a candy cane, take a moment to remember **JESUS** and His gift!

The Shepherd's Staff: The candy maker made the candy cane in the shape of a shepherd's staff. Jesus is the good shepherd to his flock! (Psalm 23:1, John 10:11, John 10:27-30, Isaiah 40:11)

The Letter J for Jesus: When held upside down, it also formed a "J," for Jesus. (Luke 1:31, Matthew 1:21)

He is A Rock: The candy cane is a hard candy, which was to remind children that Jesus is our "rock." (Psalm 31:3)

By His Stripes: Wide red stripes were added to the candy cane, representing the blood Jesus shed for our sins. Through his blood, we are given salvation and eternal life. (Revelation 1:5, John 3:16, Luke 22:20)

White-Purification from Sin: The white stripes on the candy cane, represent the holiness, and purity of Jesus, who was sinless. (1 John 1:7)



Broken For Us: The candy cane is often broken, reminding us that when Jesus was crucified, his body was broken. (1 Cor. 11:24)

Love of Christ: The candy cane was also made to be given as a gift! This reminds us of the love of Jesus who gave us the gift of salvation. (John 3:16)



12 THE SPARKLE BOX
Jill Hardie

11 THE CHRISTMAS PROMISE
Alison Mitchell

10 HOW THE GRINCH STOLE
CHRISTMAS!
Dr. Seuss

9 SOUNDING JOY
Ellie Holcomb

8 THE GRUMPY OLD OX
Anthony DeStefano

7 THE CRIPPLED LAMB
by Max Lucado



6 MORTIMER'S CHRISTMAS
MANGER
Karma Wilson

5 I GOT THE
CHRISTMAS SPIRIT
Connie Schofield-Morrison

4 AUNTIE CLAUS
Elise Primavera

3 UNWRAPPING THE NAMES
OF JESUS FOR KIDS
Asheritah Ciuciu

2 OLIVE, THE OTHER REINDEER
Vivian Walsh

1 THE CHRISTMAS MIRACLE
OF JONATHAN TOOMEY
Susan Wojciechowski
















12 Days of Christmas Stories














Wrap up 12 of your favorite Christmas picture books and open one a day leading up to Christmas! Find them at the library or build your own collection. Here are a few favorites!




STORIES

CHRISTMAS DECIPHER





Can You Find the Hidden Message?

A	B	C	D	E	F	G	H	I	J	K	L	M
												





N	O	P	Q	R	S	T	U	V	W	X	Y	Z
												




--	--	--

--	--	--	--









--	--	--	--

--	--	--





--	--	--








--	--	--	--	--	--	--	--	--	--

--	--	--	--




--	--	--	--

--	--	--	--	--	--	--	--

--	--

--	--	--

--	--	--	--	--	--

!

Can you find this verse in the Christmas Story starting in Luke 1? LUKE ____: ____

Who said it? _____ Who did they say it to? _____ Who is the baby? _____

Can you help these **Wise men** **Find Baby Jesus?**



When they saw the star, they were **FILLED WITH JOY**. The Wise Men went to the house. There they saw the child with his mother Mary. They **BOWED DOWN AND WORSHIPPED HIM**.

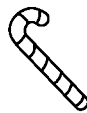
-Matthew 2:10-11a

Count & color

How many can YOU find?

















Silent Night





Time Capsule

Something that will become extra meaningful is to create a time capsule of this year. Take the time to write down all kinds of memories & favorite things from the year for your family to look back on next New Years.

THE BALL DROP

Take a Kleenex Tissue Box and cut two slits on the ends so that you can slide a belt through it. Place the belt around the participants waist so that the box is on their lower back. Participant has to shake a Ping Pong ball out of the box by shaking their hips and moving their body. The goal is to get the ball to drop to the ground before the allotted time is up.

NEW YEAR'S RESOLUTIONS

Making a New Year's resolution helps us look to the future, so it is only fitting to do it as you go into the beginning of a new year. Give everyone a sheet of paper for an individual resolution or have one big family resolution page.

Time FLIES

Line up 12 cups in order. One player will blow up a balloon and then blow each cup off of the table one at a time. Competition is best when you have two players side by side racing against each other.

HOW WILL YOUR FAMILY CELEBRATE NEW YEAR'S EVE?

noisemakers *lu*

These DIY noisemakers are simple to make & a fun activity for the entire family. Simply remove the labels from several plastic water bottles and set up a decorating station where you can turn them into festive noisemakers. Fill the water bottles with beans, buttons, jingle bells, ribbon, and confetti! Then screw on the cap and decorate the outside with glue, cut tissue paper, washi tape, and ribbon — the sky's the limit!

PHOTO BOOTH

Play dress up and break out the camera! Purchase some photo booth props or spend the day crafting with the kids to make your own. Make it fun, silly, and memorable to mark the end of the year. Set up a little corner with a camera and tripod, or go all out and create a party-style photo booth in your living room — and start snapping.

2025